


click&touch®

# FUNCTIONS



click&touch@

# FUNCTIONS



Please kindly note that Click&Touch 2 uses Human Interface Device (HID) drivers (usual mice and keyboard drivers) in order to provide compatibility to wide range of the devices. It means that Click&Touch 2 sends keyboard shortcuts when detecting certain gesture. That's why some Click&Touch's functions could differ from usual touchpad functions. For detailed information how Click&Touch 2 gestures work, please see the table below.

GESTURES

Windows preset (FN+Q)

Shortcut / What it does

Mac preset (FN+W)

Shortcut / What it does

Android preset (FN+E)

Shortcut / What it does

iPad OS preset  
(should be set via Clevetura App)

Shortcut / What it does

1 finger moving



--- / pointer control

--- / pointer control

--- / pointer control

--- / pointer control

2 fingers moving



--- / \*\*scroll

--- / \*\*scroll

--- / \*\*scroll

--- / \*\*scroll

1 finger tap



--- / left click

--- / left click

--- / left click

--- / left click

2 fingers tap



--- / right click

--- / right click

--- / right click

--- / right click

1 finger tap and move  
(without release)



--- / \*\*\*drag and drop

--- / \*\*\*drag and drop

--- / \*\*\*drag and drop

--- / \*\*\*drag and drop

pinch (zoom)



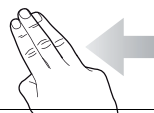
ctrl + plus / minus / Zoom\* (if the app support the shortcut)

command + plus / minus / Zoom\* (if the app support the shortcut)

ctrl + plus / minus / Zoom\* (if the app support the shortcut)

command + plus / minus / Zoom\* (if the app support the shortcut)

3 or 4 fingers left



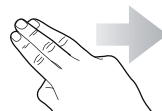
alt+shift+tab / switch apps

control + → / swipe between full screen apps

alt+shift+tab / switch apps

Command-Tab / switch apps

3 or 4 fingers right



alt+tab / switch apps

control + ← / swipe between full screen apps

alt+tab / switch apps

Command-Tab / switch apps

3 or 4 fingers up



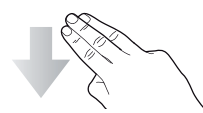
win+tab / multitasking view

control + arrow up / Mission control

win+tab / ---

Command-Option-D / view app dock

3 or 4 fingers down



win+d / show desktop

control + arrow down / App expose

win+d / ---

Command+H / show desktop

MULTIMEDIA KEYS  
AND SLIDERS

Windows preset / What the shortcut usually does

Mac preset / What the shortcut usually does

Android preset / What the shortcut usually does

iPad OS preset / What the shortcut usually does

Playback control touch slider (F1-F6)



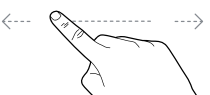
arrows left/right / Playback control  
(if the app support the shortcut)

arrows left/right / Playback control  
(if the app support the shortcut)

arrows left/right / Playback control  
(if the app support the shortcut)

arrows left/right / Playback control  
(if the app support the shortcut)

Volume touch slider (F7-F12)



HID Vol Up/Dn / Volume Up or Down

HID Vol Up/Dn / Volume Up or Down

HID Vol Up/Dn / Volume Up or Down

HID Vol Up/Dn / Volume Up or Down

Back (F7)



HID Back / Back  
(supported by Microsoft Explorer, Chrome, My PC and more)

Command + [ / Back  
(supported by Safari, Chrome, Finder and more)

HID Back / Back

Command + [ / Back  
(supported by Safari, Chrome, Finder and more)

Home (F8)



HID Back / Home  
(supported by Microsoft Explorer, Chrome, My PC and more)

Ctrl+ ← / Home  
(supported by Safari, Chrome and more)

HID Back / Home

Ctrl+ ← / Home  
(supported by Safari, Chrome and more)

Next/Previous (F11/F9)



HID Back / Key to switch to previous audio/video file  
(same as at Windows keyboard)

HID Next/Previous / Next/Previous track  
(same as at Apple's keyboard )

HID Back / Key to switch to previous audio/video file

HID Next/Previous / Next/Previous track

Play/Pause (F10)




HID Back / Key to play or pause an audio/video file  
(same as at Windows keyboard)

HID Play/Pause / Play/Pause  
(same as at Apple's keyboard )

HID Back / Key to play or pause an audio/video file

HID Play/Pause / Play/Pause

Mute (F12)



HID Back / Mute/Unmute Mode key  
(same as at Windows keyboard)

HID Mute / Mute  
(same as at Apple's keyboard )

HID Back / Mute/Unmute Mode key

HID Mute / Mute

\* Zoom shortcut is supported by the following applications:

Mac preset – Safari, Chrome, Mail app, Calendar, Finder, Photos and others

Windows preset – Microsoft Explorer, Chrome, Excel, Folder, My PC and others

Android preset – Chrome

iPad OS preset – Safari

\*\* Scroll works in the same way as mouse scroll (not the touchpad scroll)

\*\*\* Here are some tips for drag and drop function:

1. There is a smart drag feature which allows you lifting a finger for a short time without losing the selection. It works if finger position is changed (between releasing and pressing) and time at the air is short
2. It could be useful to assist with the second finger while dragging (while selection is active), e.g. make tap and hold with pointing finger of the right hand and then manipulate with pointing finger of the left hand (right pointing finger still should be on the touch surface).

# Prestigio

[www.prestigio.com](http://www.prestigio.com)